

DAILY SPICES REPORT

16 Jun 2025

- JEERA
- DHANIYA
- TURMERIC



NCDEX Future Market Update

| Commodity | Expiry | Open | High | Low | Close | % Change |
|-----------|-----------|-----------|-----------|-----------|-----------|----------|
| TURMERIC | 20-Aug-25 | 14,850.00 | 14,862.00 | 14,700.00 | 14,714.00 | -0.58 |
| TURMERIC | 20-Oct-25 | 15,072.00 | 15,072.00 | 15,050.00 | 15,062.00 | -0.73 |
| JEERA | 18-Jul-25 | 19,920.00 | 19,920.00 | 19,590.00 | 19,635.00 | -1.31 |
| JEERA | 20-Aug-25 | 19,905.00 | 19,905.00 | 19,800.00 | 19,860.00 | -1.19 |
| DHANIYA | 18-Jul-25 | 7,072.00 | 7,084.00 | 7,018.00 | 7,034.00 | -0.06 |
| DHANIYA | 20-Aug-25 | 7,100.00 | 7,152.00 | 7,100.00 | 7,132.00 | -0.06 |

Spot Market Update

| Commodity | Place | Price | % Chg |
|----------------------------|-----------|-----------|-------|
| Jeera | उंझा | 20,287.25 | -0.78 |
| Jeera | जोधपुर | 20,100.00 | 0 |
| Dhaniya | गोंडल | 7,050.15 | -0.03 |
| Dhaniya | कोटा | 7,707.15 | 2.54 |
| Turmeric (Unpolished) | निजामाबाद | 13,545.55 | -1.29 |
| Turmeric (Farmer Polished) | निजामाबाद | 14,471.25 | -0.61 |

Currency Market Update

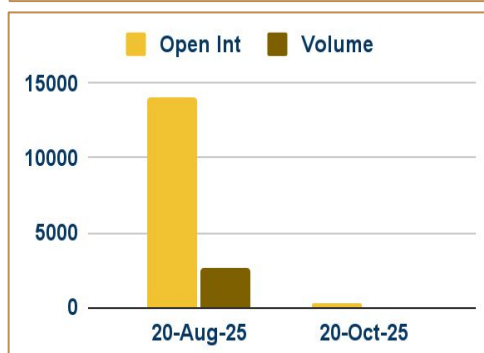
| Currency | Country | Rates |
|----------|------------|--------|
| USDINR | India | 86.15 |
| USDCNY | China | 7.18 |
| USDBDT | Bangladesh | 121.89 |
| USDHKD | Hongkong | 7.85 |
| USDMYR | Malaysia | 4.25 |
| USDAED | UAE | 3.67 |
| EURUSD | Europe | 1.15 |

Open Interest Snapshot

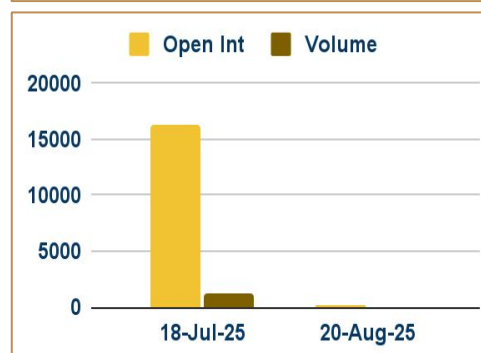
| Commodity | Expiry | % Change | % Oi Change | Oi Status |
|-----------|-----------|----------|-------------|------------------|
| TURMERIC | 20-Aug-25 | -0.58 | 7.55 | Fresh Selling |
| TURMERIC | 20-Oct-25 | -0.73 | 0.00 | Long Liquidation |
| JEERA | 18-Jul-25 | -1.31 | 7.01 | Fresh Selling |
| JEERA | 20-Aug-25 | -1.19 | 65.22 | Fresh Selling |
| DHANIYA | 18-Jul-25 | -0.06 | 3.60 | Fresh Selling |
| DHANIYA | 20-Aug-25 | -0.06 | 18.52 | Fresh Selling |

OI & Volume Chart

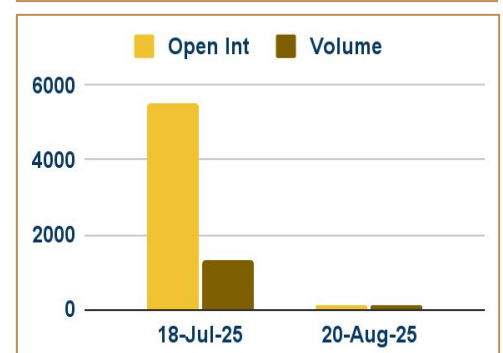
Turmeric



Dhaniya



Jeera



Technical Snapshot



BUY JEERA JUL @ 19500 SL 19200 TGT 19800-20000. NCDEX

Spread JEERA AUG-JUL 225.00

Observations

Jeera trading range for the day is 19390-20050.

Jeera prices declined due to weak domestic and export demand post retail season.

Ample existing stock and comfortable supply are dampening price prospects.

Global supply disruptions haven't translated into higher Indian exports due to tepid demand.

In Unjha, a major spot market, the price ended at 20287.25 Rupees dropped by -0.78 percent.

Trading Levels

| Commodity | Expiry | Close | R2 | R1 | PP | S1 | S2 |
|-----------|-----------|-----------|----------|----------|----------|----------|----------|
| JEERA | 18-Jul-25 | 19,635.00 | 20050.00 | 19850.00 | 19720.00 | 19520.00 | 19390.00 |
| JEERA | 20-Aug-25 | 19,860.00 | 19960.00 | 19920.00 | 19860.00 | 19820.00 | 19760.00 |

Technical Snapshot



BUY DHANIYA JUL @ 7000 SL 6900 TGT 7100-7200. NCDEX

Spread DHANIYA AUG-JUL 98.00

Observations

Dhaniya trading range for the day is 6980-7112.

Dhaniya prices stayed weak amid higher arrivals and sluggish off-season demand.

Old stock continues to flow into mandis, pressuring prices further.

A large amount of old stock coming into the market as well as new crop weighed on prices.

In Gondal, a major spot market, the price ended at 7050.15 Rupees dropped by -0.03 percent.

Trading Levels

| Commodity | Expiry | Close | R2 | R1 | PP | S1 | S2 |
|-----------|-----------|----------|---------|---------|---------|---------|---------|
| DHANIYA | 18-Jul-25 | 7,034.00 | 7112.00 | 7074.00 | 7046.00 | 7008.00 | 6980.00 |
| DHANIYA | 20-Aug-25 | 7,132.00 | 7180.00 | 7156.00 | 7128.00 | 7104.00 | 7076.00 |

Technical Snapshot



BUY TURMERIC AUG @ 14700 SL 14400 TGT 15000-15200. NCDEX

Spread TURMERIC OCT-AUG 348.00

Observations

Turmeric trading range for the day is 14596-14920.

Turmeric prices fell due to weak domestic and export demand.

Arrivals rose to 13,660 quintals vs. 11,940 in the previous session, indicating increased availability

Turmeric exports during Apr - Mar 2025, jump by 8.83 percent at 176325.34 tonnes compared to Apr - Mar 2024.

In Nizamabad, a major spot market, the price ended at 14471.25 Rupees dropped by -0.61 percent.

Trading Levels

| Commodity | Expiry | Close | R2 | R1 | PP | S1 | S2 |
|-----------|-----------|-----------|----------|----------|----------|----------|----------|
| TURMERIC | 20-Aug-25 | 14,714.00 | 14920.00 | 14816.00 | 14758.00 | 14654.00 | 14596.00 |
| TURMERIC | 20-Oct-25 | 15,062.00 | 15084.00 | 15074.00 | 15062.00 | 15052.00 | 15040.00 |

NCDEX Jeera Seasonality



NCDEX Dhaniya Seasonality



NCDEX Turmeric Seasonality



USDINR Seasonality



This Report is prepared and distributed by Kedia Stocks & Commodities Research Pvt Ltd. Our SEBI REGISTRATION NUMBER – INH000006156. for information purposes only. The recommendations, if any, made herein are expressions of views and/or opinions and should not be deemed or construed to be neither advice for the purpose of purchase or sale through KSCRPL nor any solicitation or offering of any investment /trading opportunity. These information/opinions/ views are not meant to serve as a professional investment guide for the readers. No action is solicited based upon the information provided herein. Recipients of this Report should rely on information/data arising out of their own investigations. Readers are advised to seek independent professional advice and arrive at an informed trading/investment decision before executing any trades or making any investments. This Report has been prepared on the basis of publicly available information, internally developed data and other sources believed by KSCRPL to be reliable. KSCRPL or its directors, employees, affiliates or representatives do not assume any responsibility for or warrant the accuracy, completeness, adequacy and reliability of such information/opinions/ views. While due care has been taken to ensure that the disclosures and opinions given are fair and reasonable, none of the directors, employees, affiliates or representatives of KSCRPL shall be liable for any direct, indirect, special, incidental, consequential, punitive or exemplary damages, including lost profits arising in any way whatsoever from the information/opinions/views contained in this Report. The possession, circulation and/or distribution of this Report may be restricted or regulated in certain jurisdictions by appropriate laws. No action has been or will be taken by KSCRPL in any jurisdiction (other than India), where any action for such purpose (s) is required. Accordingly, this Report shall not be possessed, circulated and/ or distributed in any such country or jurisdiction unless such action is in compliance with all applicable laws and regulations of such country or jurisdiction. KSCRPL requires such a recipient to inform himself about and to observe any restrictions at his own expense, without any liability to KSCRPL. Any dispute arising out of this Report shall be subject to the exclusive jurisdiction of the Courts in India.

KEDIA ADVISORY**KEDIA STOCKS & COMMODITIES RESEARCH PVT LTD****Mumbai, India****SEBI REGISTRATION NUMBER – INH000006156****For more details, please contact: +91 93234 06035 / 96195 51022****Email: info@kediaadvisory.com****Regd.Off.: 1, 2, 3 & 4, 1st Floor, Tulip Bldg, Flower Valley Complex, Khadakpada Circle,
Kalyan-(W), Mumbai-421301**